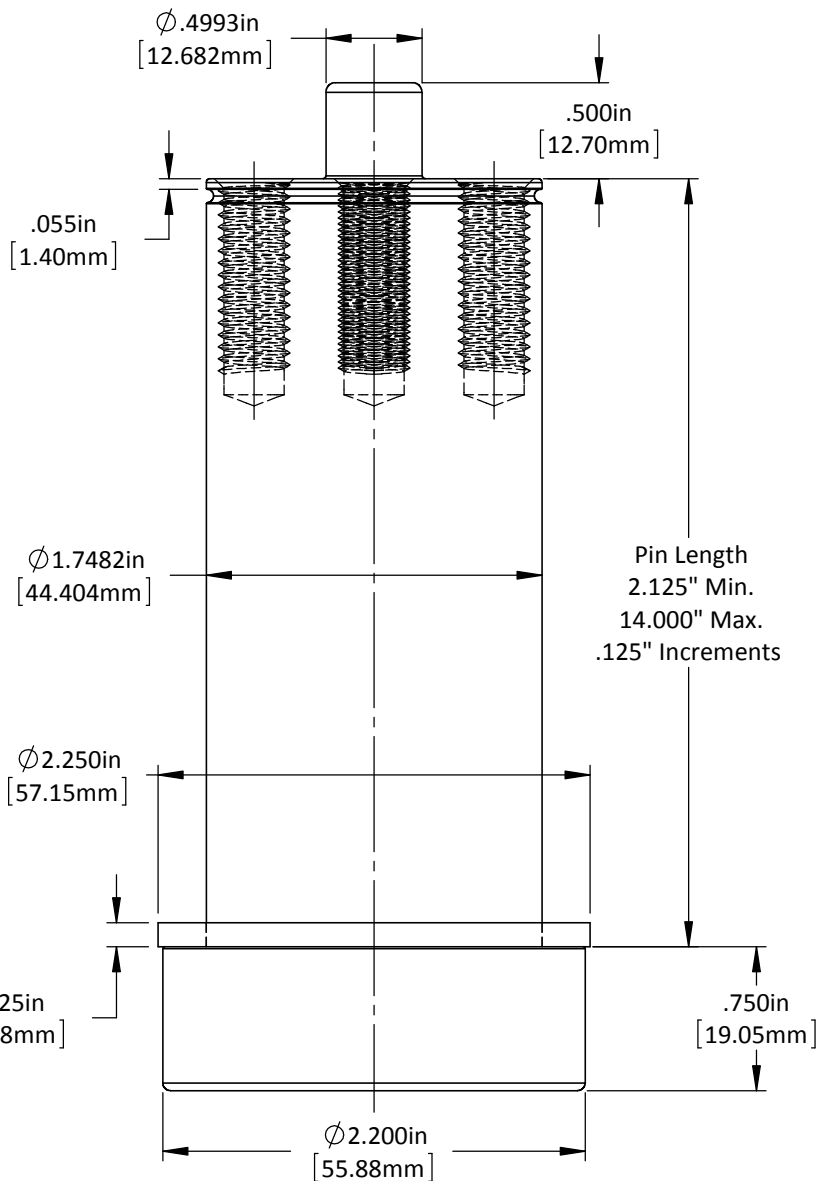


.625in
[15.88mm]
Ref.

"E" = 3/8"-16 Tap
1.00in Dp.
"M" = M10-1.5 Tap
25mm Dp.
(4) Plcs. On a ϕ 1.250in [31.75mm]
Bolt Circle



ϕ .4993in
[12.682mm]

.500in
[12.70mm]

.055in
[1.40mm]

ϕ 1.7482in
[44.404mm]

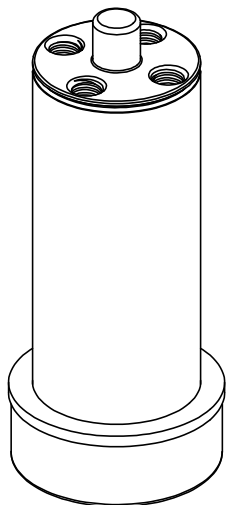
Pin Length
2.125" Min.
14.000" Max.
.125" Increments

ϕ 2.250in
[57.15mm]

.125in
[3.18mm]

.750in
[19.05mm]

ϕ 2.200in
[55.88mm]



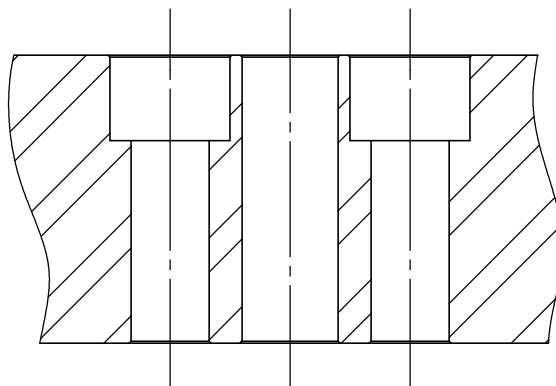
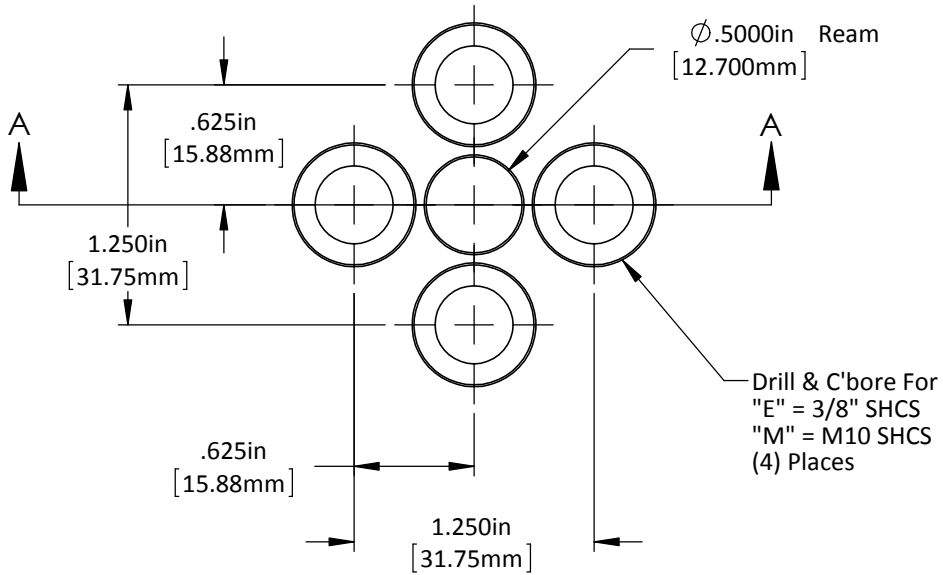
DO NOT SCALE DRAWING

REV 1

This product may be covered by one or more patents or patent applications.
See <http://www.standardlifters.com/patents.html> for details.

Guide Pin GK175

STANDARD LIFTERS INC



DO NOT SCALE DRAWING	REV 1
This product may be covered by one or more patents or patent applications. See http://www.standardlifters.com/patents.html for details.	

Guide Pin GK175-Machining
STANDARD LIFTERS INC